

Using the API Color-Symbol System to Mark Equipment and Vehicles for Product Identification at Gasoline Dispensing Facilities and Distribution Terminals

API RECOMMENDED PRACTICE 1637
THIRD EDITION, JULY 2006



Copyright American Petroleum Institute
Provided by IHS under license with API
No reproduction or networking permitted without license from IHS

Licensee=University of Texas Revised Sub Account/5620001114, User=Lewis, john
Not for Resale, 06/24/2008 12:04:28 MDT

Using the API Color-Symbol System to Mark Equipment and Vehicles for Product Identification at Gasoline Dispensing Facilities and Distribution Terminals

Downstream Segment

API RECOMMENDED PRACTICE 1637
THIRD EDITION, JULY 2006



SPECIAL NOTES

API publications necessarily address problems of a general nature. With respect to particular circumstances, local, state, and federal laws and regulations should be reviewed.

Neither API nor any of API's employees, subcontractors, consultants, committees, or other assignees make any warranty or representation, either express or implied, with respect to the accuracy, completeness, or usefulness of the information contained herein, or assume any liability or responsibility for any use, or the results of such use, of any information or process disclosed in this publication. Neither API nor any of API's employees, subcontractors, consultants, or other assignees represent that use of this publication would not infringe upon privately owned rights.

API publications may be used by anyone desiring to do so. Every effort has been made by the Institute to assure the accuracy and reliability of the data contained in them; however, the Institute makes no representation, warranty, or guarantee in connection with this publication and hereby expressly disclaims any liability or responsibility for loss or damage resulting from its use or for the violation of any authorities having jurisdiction with which this publication may conflict.

API publications are published to facilitate the broad availability of proven, sound engineering and operating practices. These publications are not intended to obviate the need for applying sound engineering judgment regarding when and where these publications should be utilized. The formulation and publication of API publications is not intended in any way to inhibit anyone from using any other practices.

Any manufacturer marking equipment or materials in conformance with the marking requirements of an API standard is solely responsible for complying with all the applicable requirements of that standard. API does not represent, warrant, or guarantee that such products do in fact conform to the applicable API standard.

All rights reserved. No part of this work may be reproduced, stored in a retrieval system, or transmitted by any means, electronic, mechanical, photocopying, recording, or otherwise, without prior written permission from the publisher. Contact the Publisher, API Publishing Services, 1220 L Street, N.W., Washington, D.C. 20005.

Copyright © 2006 American Petroleum Institute

FOREWORD

Nothing contained in any API publication is to be construed as granting any right, by implication or otherwise, for the manufacture, sale, or use of any method, apparatus, or product covered by letters patent. Neither should anything contained in the publication be construed as insuring anyone against liability for infringement of letters patent.

This document was produced under API standardization procedures that ensure appropriate notification and participation in the developmental process and is designated as an API standard. Questions concerning the interpretation of the content of this publication or comments and questions concerning the procedures under which this publication was developed should be directed in writing to the Director of Standards, American Petroleum Institute, 1220 L Street, N.W., Washington, D.C. 20005. Requests for permission to reproduce or translate all or any part of the material published herein should also be addressed to the director.

Generally, API standards are reviewed and revised, reaffirmed, or withdrawn at least every five years. A one-time extension of up to two years may be added to this review cycle. Status of the publication can be ascertained from the API Standards Department, telephone (202) 682-8000. A catalog of API publications and materials is published annually and updated quarterly by API, 1220 L Street, N.W., Washington, D.C. 20005.

Suggested revisions are invited and should be submitted to the Standards and Publications Department, API, 1220 L Street, NW, Washington, DC 20005, standards@api.org.

CONTENTS

	Page
1 GENERAL.....	1
1.1 Purpose of the System	1
1.2 Support of the System	1
1.3 Referenced Publications	1
2 ELEMENTS OF THE SYSTEM	2
2.1 General	2
2.2 Gasoline	2
2.3 Distillates	2
2.4 Biodiesel	3
2.5 Alcohol-Based Fuels	3
3 APPLICATION OF THE SYSTEM.....	3
3.1 General	3
3.2 Gasoline Dispensing Facilities	3
3.3 Distribution Terminals.....	3
3.4 Delivery Vehicles.....	3
Figures	
1 Equipment Marking Color-Symbol System	4
2 Examples of Identification for Fillbox Inserts at Service Stations	5
3 Examples of Application of the System to Tankage and Piping at Distribution Terminals.	5

Using the API Color-Symbols System to Mark Equipment and Vehicles for Products Identification for Gasoline Dispensing Facilities and Distribution Terminals

SECTION 1—GENERAL

1.1 PURPOSE OF THE SYSTEM

1.1.1 This recommended practice describes a system for marking equipment used to store and handle bulk petroleum, alcohol-blended petroleum and biodiesel products. The marking system described in this recommended practice does not cover aviation fuels. Marking systems for aviation fuels are described in API/IP Standard 1542, *Identification Markings for Dedicated Aviation Fuel Manufacturing and Distribution Facilities, Airport Storage and Mobile Fuelling Equipment*.

1.1.2 A uniform and easily understood identification system facilitates petroleum industry operations. Such a system helps to prevent mixing of multiple products, particularly gasoline with distillates, different grades of unleaded gasoline, gasoline containing alcohol or alcohol containing gasoline versus neat (undiluted) gasoline and distillates containing different sulfur contents.

1.1.3 The principal purpose of a marking system is to identify product transfer points for tank-truck loading and unloading at distribution terminals and retail outlets, and to prevent errors in product handling. Personnel who handle products may make the mistake of “cross-dumping” (commingling) products because these personnel rely on memory rather than on written records.

Gasoline blended to a required Reid Vapor Pressure (RVP) should always remain segregated from gasoline containing alcohol or alcohol containing gasoline as there is a potential for the commingling of the alcohol blend with the neat gasoline. This may result in a violation of volatility limits imposed on gasoline in certain areas of the country.

Ultra low sulfur distillates may be contaminated by higher level distillates and should be handled appropriately to prevent contamination. Increased risk of contamination could also be associated with truck transport from the terminal and at retail outlets. API Recommended Practice 1007, *Loading and Unloading of MC 306/DOT 406 Cargo Tank Motor Vehicles* provides guidelines for preventing contamination.

1.1.4 Personnel who handle products should be trained in and familiar with any identification system used to designate products.

1.2 SUPPORT OF THE SYSTEM

1.2.1 The equipment marking color-symbol system described in this recommended practice facilitates easy identification of products by means of colors, symbols and alphanumeric designations. The following additional measures are recommended to support the system:

- a. Providing charts to identify permanent locations of products at a facility (e.g. storage tank, loading arm, etc.).
- b. Using stencils, decals, or metal or plastic tags to identify product names on equipment.

1.2.2 The marking system should be the primary means of identification. Names or product code numbers are helpful when a program is initiated, but these should be used as secondary means of identification. Many names contain words common to other products, which can result in incorrect identification; for example, unleaded products may be super unleaded, regular unleaded, or either of these with an extender such as ethanol. Company names and product code numbers should be used wherever they are needed to supplement the marking system.

1.3 REFERENCED PUBLICATIONS

The following standards, codes, and specifications are cited herein:

API

RP 1615	<i>Installation of Underground Petroleum Storage Systems</i>
API/IP 1542	<i>Identification Markings for Dedicated Aviation Fuel Manufacturing and Distribution Facilities, Airport Storage and Mobile Fuelling Equipment</i>
RP 1007	<i>Loading and Unloading of MC 306/DOT 406 Cargo Tank Motor Vehicles</i>

EPA¹

Used Oil Management Standards (40 Code of Federal Regulations, Section 279)

SECTION 2—ELEMENTS OF THE SYSTEM

2.1 GENERAL (SEE FIGURE 1)

2.1.1 The majority of colors used in this equipment marking color-symbol system remain unchanged from those found in the Second Edition (September 1995). The third edition reflects the industry's changing needs as a result of the introduction of ultra low sulfur distillates. The previous version included additions to address handling and safety requirements for oxygenated and alcohol-based fuels and slop or waste oil. Additionally, monitoring or observation well identification (as established in API Recommended Practice 1615) is included here to complete the reference. Only easily distinguishable colors are used; this system does not attempt to define color shades.

2.1.2 In the equipment marking color-symbol system, a circle outline represents a gasoline product, a hexagon outline represents a distillate-based product and an elongated pentagon represents an alcohol-blended product.

2.1.3 Superimposed crosses, bars and alpha-numeric designations for product names are used to further distinguish products.

2.1.4 Vapor-recovery connections and manholes are marked with orange circles. The gasoline symbol, the circle, is used because the principal environmental concern is with gasoline vapors.

Note: Used oil is identified by a purple square. White lettering may be used to supplement the marking system. U.S. EPA's Used Oil Management Standards (40 Code of Federal Regulations, Section 279) provide additional labeling requirements for used oil storage at generator, transfer, or processing and refining facilities.

2.1.5 Consistent with API Recommended Practice 1615, monitoring or observation wells are identified with a black equilateral triangle on a white background.

2.2 GASOLINE

2.2.1 All gasoline is identified with a circular marking. The marking system does not attempt to classify all the gasoline manufactured by all the companies that operate refineries. At least five grades of unleaded gasoline are marketed under such names as super premium, premium, mid-regular, regular, and sub-regular. In addition, octane can vary by geographical location, season of the year, and refinery batch. The marking system provides for three grades of unleaded gasoline. The gasoline with the highest octane is marked red, the one with the lowest octane is marked white, and any intermediate grade is marked blue. This arrangement may present a problem in cases in which product is exchanged between two companies, where one company markets three grades of unleaded gasoline and the other markets only two. In such cases, product names, octane ratings, or brand code numbers should be used to supplement the marking system. The white crosses on red and blue backgrounds and the black cross on the white background were originally added to identify unleaded gasoline.

2.2.2 Also critical in the transfer of bulk gasoline is the differentiation of neat gasoline from gasoline containing oxygenates. This is of particular concern where there are volatility limitations or restrictions regarding the use of such extenders or oxygenates. Most areas require the notation of such oxygenated gasoline in transfer or shipping documents. It is an option for the operator to use the appropriate gasoline symbol surrounded by a white circle to indicate gasoline containing extenders or oxygenates.

2.3 DISTILLATES

2.3.1 All distillates are identified with a hexagonal marking. For low sulfur distillate identification, diesel is yellow, No. 1 fuel oil is purple with a yellow horizontal stripe, No. 2 fuel oil is green, and kerosene is brown. Grades of diesel fuel and kerosene and grades of fuel oil beyond Nos. 1 and 2 are not identified. Individual companies may want to use other means of identification to label these products (see 1.2.2).

2.3.2 A blue horizontal stripe is added to the low-sulfur distillate color-code symbols identified in 2.3.1 to identify high-sulfur distillates.

¹Environmental Protection Agency, U.S. Government Printing Office, Washington, D.C.

2.3.3 A black letter “U” is added to the low-sulfur distillate color-code symbols identities in 2.3.1 to identify ultra low sulfur distillates. This applies to ultra low sulfur diesel (ULSD) and ultra low sulfur kerosene.

2.4 BIODIESEL

2.4.1 Biodiesel shall utilize bronze hexagonal symbol with an outer yellow band. The inner hexagon is marked with black or white lettering designating the biodiesel blend (e.g., B2, B5 or B20).

2.5 ALCOHOL-BASED FUELS

2.5.1 Alcohol-based fuels are primarily composed of alcohol with some amount of gasoline blended into the product. Where an alcohol based product is offered for sale in addition to the three primary gasoline grades, the background color shall be bronze. Black or white lettering (with company names or product codes) shall be used to further identify the product. For example, ethanol containing 15 volume percent gasoline would be labeled “E-85.”

SECTION 3—APPLICATION OF THE SYSTEM

3.1 GENERAL

3.1.1 Equipment should be marked with one large symbol or several small ones. Bands shall be used for rounded surfaces, such as on pipelines and loading arms. Symbols should be placed directly on flat areas or put on tags or placards securely attached to the equipment. A sign similar to that shown in Figure 1 should be placed at strategic locations for easy reference.

3.1.2 This permanent marking system has limited application to refineries, because products and other materials flowing through piping and tankage change frequently. Companies may, however, elect to apply the equipment marking color-symbol system to points of product transfer such as loading racks.

3.2 GASOLINE DISPENSING FACILITIES

3.2.1 Fillboxes and fillbox covers shall be clearly identified (see Figure 2). When fillboxes and fillbox covers are identified by means of the marking system, at least one fixed component of the fillbox itself shall be labeled to avoid commingling accidents that might result from mismatching of fillboxes and their covers. The following labeling methods are recommended:

- a. Painting or placing a decal on the top of the cover and on the rim of the fillbox.
- b. Attaching a tag securely to the fillpipe adapter.
- c. Screwing a tag onto the fillbox rim.
- d. Fitting a plastic or fiberglass insert inside the rim of the fillbox.

3.2.2 Product dispensers do not have to be included in this identification program, since individual companies prefer to use their own colors and symbols when relating to the general public. There is, however, no reason not to adapt the marking system to identify dispensers.



















3.3 DISTRIBUTION TERMINALS

3.3.1 Tank truck, tank-car, and marine loading and unloading facilities shall be identified by means of this system (see Figure 3). Markings should be as close as possible to the point of product transfer.

3.3.2 Storage tanks should be identified by means of this marking system. Labels can help prevent product commingling and afford rapid product recognition.

3.4 DELIVERY VEHICLES

Delivery vehicles are the most important link in the distribution system and are most susceptible to loading and unloading errors. By identifying faucet valves with marking system tags or placards, operators can readily match the valves with similarly labeled loading and unloading facilities.

GASOLINES		DISTILLATES		
Unleaded		Ultra Low Sulfur	Low Sulfur	High Sulfur
High grade			 Diesel	
Middle grade			 No. 1 Fuel Oil	
Low grade			 No. 2 Fuel Oil	
			 Kerosene	
ALCOHOL-BASED FUELS		BIODIESEL		
 Note: See 2.5.1 for specific labeling requirements		 Note: See 2.4.1 for specific labeling requirements		
USED OIL	OBSERVATION OR MONITORING WELL		VAPOR RECOVERY	
				

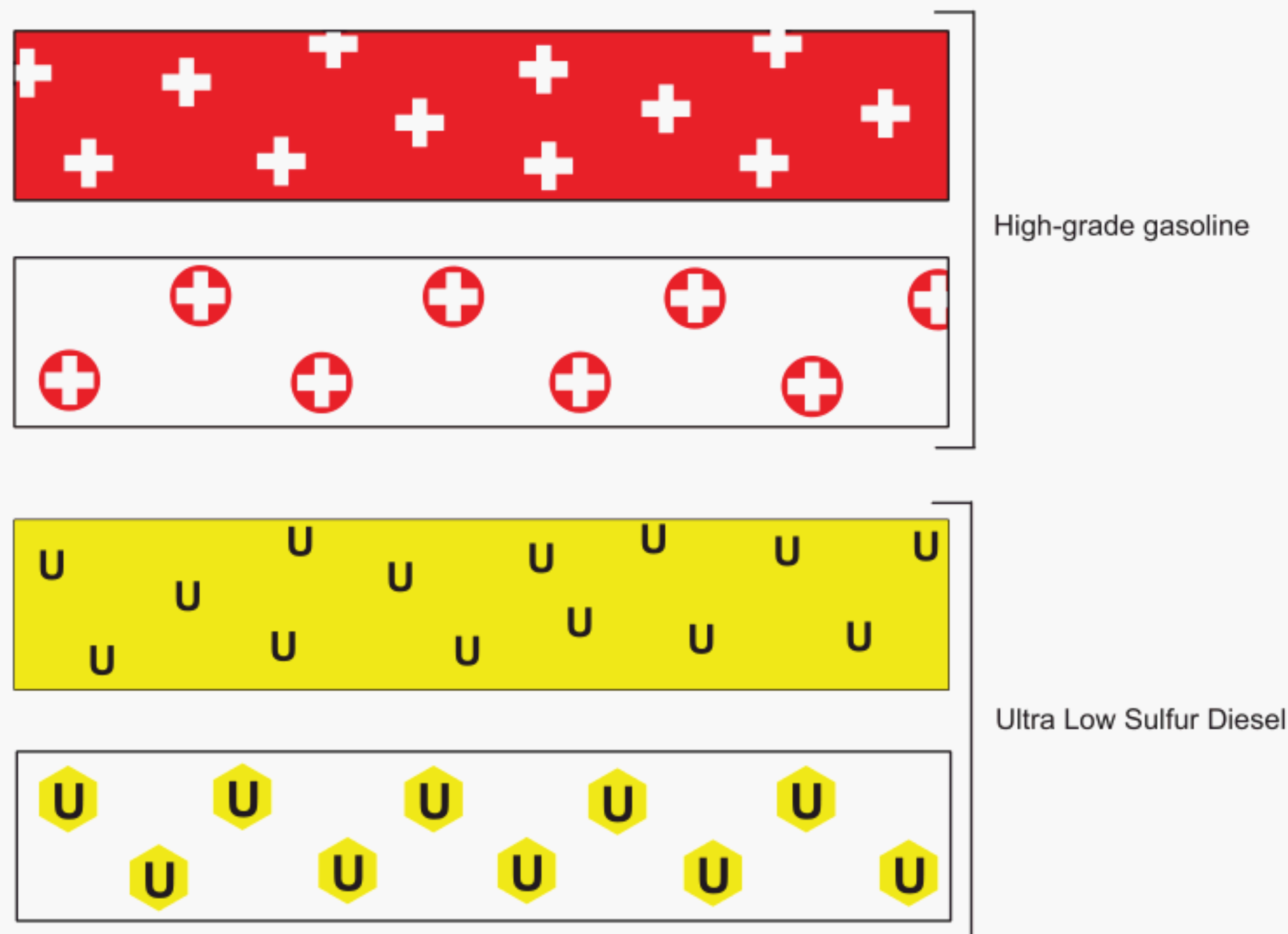


Figure 2—Examples of Identification for Fillbox Inserts at Service Stations

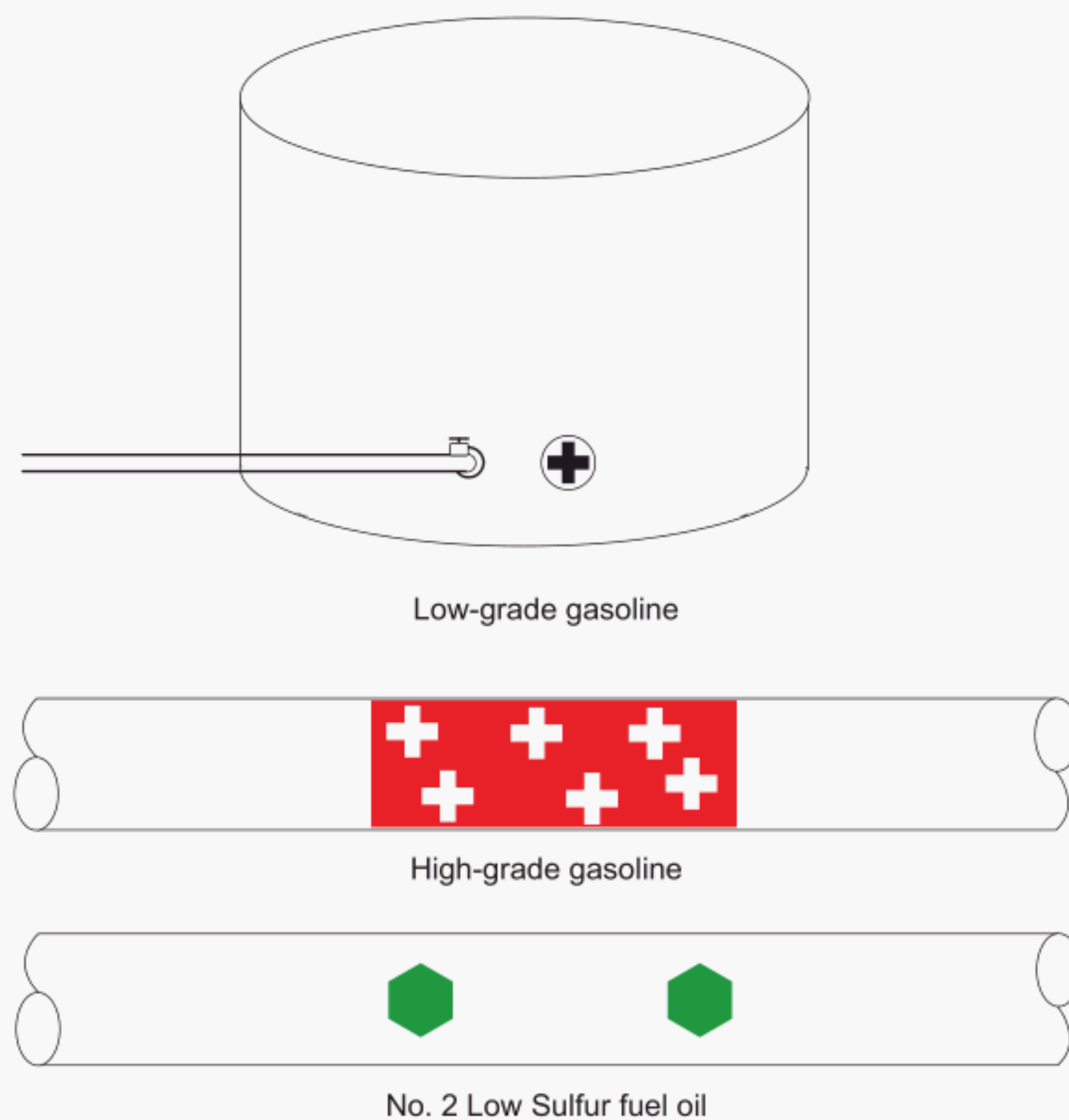


Figure 3—Examples of Application of the System to Tankage and Piping at Distribution Terminals



American Petroleum Institute

2006 Publications Order Form

Effective January 1, 2006.

API Members receive a 30% discount where applicable.

The member discount does not apply to purchases made for the purpose of resale or for incorporation into commercial products, training courses, workshops, or other commercial enterprises.

Available through Global Engineering Documents:

Phone Orders: 1-800-854-7179 (Toll-free in the U.S. and Canada)
303-397-7956 (Local and International)

Fax Orders: 303-397-2740

Online Orders: www.global.ihs.com

Date: _____

☐ API Member (Check if Yes)

Invoice To (☐ Check here if same as "Ship To")

Name: _____

Title: _____

Company: _____

Department: _____

Address: _____

City: _____ State/Province: _____

Zip/Postal Code: _____ Country: _____

Telephone: _____

Fax: _____

E-Mail: _____

Ship To (UPS will not deliver to a P.O. Box)

Name: _____

Title: _____

Company: _____

Department: _____

Address: _____

City: _____ State/Province: _____

Zip/Postal Code: _____ Country: _____

Telephone: _____

Fax: _____

E-Mail: _____

Quantity	Product Number	Title	SO★	Unit Price	Total
	A16373	Spec 1637, Using the API Color-Symbol System		\$54.00	

☐ Payment Enclosed ☐ P.O. No. (Enclose Copy) _____

☐ Charge My Global Account No. _____

☐ VISA ☐ MasterCard ☐ American Express ☐ Diners Club ☐ Discover

Credit Card No.: _____

Print Name (As It Appears on Card): _____

Expiration Date: _____

Signature: _____

Subtotal

Applicable Sales Tax (see below)

Rush Shipping Fee (see below)

Shipping and Handling (see below)

Total (in U.S. Dollars)

★ To be placed on Standing Order for future editions of this publication, place a check mark in the SO column and sign here:

Pricing and availability subject to change without notice.

Mail Orders – Payment by check or money order in U.S. dollars is required except for established accounts. State and local taxes, \$10 processing fee*, and 5% shipping must be added. Send mail orders to: **API Publications, Global Engineering Documents, 15 Inverness Way East, M/S C303B, Englewood, CO 80112-5776, USA.**

Purchase Orders – Purchase orders are accepted from established accounts. Invoice will include actual freight cost, a \$10 processing fee*, plus state and local taxes.

Telephone Orders – If ordering by telephone, a \$10 processing fee* and actual freight costs will be added to the order.

Sales Tax – All U.S. purchases must include applicable state and local sales tax. Customers claiming tax-exempt status must provide Global with a copy of their exemption certificate.

Shipping (U.S. Orders) – Orders shipped within the U.S. are sent via traceable means. Most orders are shipped the same day. Subscription updates are sent by First-Class Mail. Other options, including next-day service, air service, and fax transmission are available at additional cost. Call 1-800-854-7179 for more information.

Shipping (International Orders) – Standard international shipping is by air express courier service. Subscription updates are sent by World Mail. Normal delivery is 3-4 days from shipping date.

Rush Shipping Fee – Next Day Delivery orders charge is \$20 in addition to the carrier charges. Next Day Delivery orders must be placed by 2:00 p.m. MST to ensure overnight delivery.

Returns – All returns must be pre-approved by calling Global's Customer Service Department at 1-800-624-3974 for information and assistance. There may be a 15% restocking fee. Special order items, electronic documents, and age-dated materials are non-returnable.

***Minimum Order** – There is a \$50 minimum for all orders containing hardcopy documents. The \$50 minimum applies to the order subtotal including the \$10 processing fee, excluding any applicable taxes and freight charges. If the total cost of the documents on the order plus the \$10 processing fee is less than \$50, the processing fee will be increased to bring the order amount up to the \$50 minimum. This processing fee will be applied before any applicable deposit account, quantity or member discounts have been applied. There is no minimum for orders containing only electronically delivered documents.

There's more where this came from.

The American Petroleum Institute provides additional resources and programs to the oil and natural gas industry which are based on API® Standards. For more information, contact:

- | | |
|---|--|
| • API Monogram® Licensing Program | Phone: 202-962-4791
Fax: 202-682-8070 |
| • American Petroleum Institute Quality Registrar (APIQR®) | Phone: 202-962-4791
Fax: 202-682-8070 |
| • API Spec Q1® Registration | Phone: 202-962-4791
Fax: 202-682-8070 |
| • API Perforator Design Registration | Phone: 202-962-4791
Fax: 202-682-8070 |
| • API ISO/TS 29001 Registration | Phone: 202-962-4791
Fax: 202-682-8070 |
| • API Training Provider Certification Program | Phone: 202-682-8490
Fax: 202-682-8070 |
| • Individual Certification Programs | Phone: 202-682-8064
Fax: 202-682-8348 |
| • Engine Oil Licensing and Certification System (EOLCS) | Phone: 202-682-8516
Fax: 202-962-4739 |
| • API PetroTEAM™ (Training, Education and Meetings) | Phone: 202-682-8195
Fax: 202-682-8222 |

Check out the API Publications, Programs, and Services Catalog online at www.api.org.



American Petroleum Institute

Helping You Get
The Job Done Right.®

Additional copies are available through IHS

Phone Orders: 1-800-854-7179 (Toll-free in the U.S. and Canada)
303-397-7956 (Local and International)
Fax Orders: 303-397-2740
Online Orders: global.ihs.com

Information about API Publications, Programs and Services
is available on the web at www.api.org



1220 L Street, NW
Washington, DC 20005-4070
USA

202.682.8000

Product No. A16373